

# WORHAN®

*Products catalogue - 2024*

## PRICE

Please login to see prices

## FEATURES

Gross Weight:	<b>42.02 lb</b>
Height (with packaging):	<b>38.98 inch</b>
Length (with packaging):	<b>8.27 inch</b>
Width (with packaging):	<b>20.87 inch</b>



## DESCRIPTION

*Ladder height (fully deployed): 16 ft. 5 in., Ladder height ( A-Frame at apex): 7 ft. 11 in., Number of rungs: 2x8 ., Rung spacing: 11.8 in., Product storage size: 37 in. x 19 in. x 8 in., Product weight: 45 lbs ., Weight capacity: 330 lbs ., Material: High density grade anodized aluminum., Equipped with ALUMINUM RINGS for improved durability Fitted with double stabilizers and grooved/ribbed rung surface to ensure optimal safety. Highly versatile ladders manufactured from high density aluminum. Big hinge, easy to use locking mechanism adds additional security and rigidity when product is being used. All of our ladders are manufactured strictly to OSHA and/or ANSI A14.2-2017 standards as well as EN 131 requirements. Enhanced Strength and Stability: We prioritize your safety by using thicker gauge materials, ensuring our products offer unparalleled strength and increased stability. Specialized Expertise: With years of dedicated experience, we specialize in the production of ladders and ramps. Our commitment to excellence is reflected in every product we create. German Craftsmanship: As a German brand, we pride ourselves on precision and reliability. We stand firmly behind our products, providing long-term support and assurance. Premium Quality Materials: Our products are crafted from the highest quality aluminum, guaranteeing robustness and longevity. Your satisfaction and safety are our top priorities.*

## PRICE

Please login to see prices

## FEATURES

Gross Weight:	<b>50.71 lb</b>
Height (with packaging):	<b>40.16 inch</b>
Length (with packaging):	<b>8.27 inch</b>
Width (with packaging):	<b>21.65 inch</b>



## DESCRIPTION

*Ladder height (fully deployed): 18 ft. 5 in., Ladder height (A-Frame at apex): 8 ft. 10 in., Number of rungs: 2x9, Rung spacing: 11.8 in., Product storage size: 38 in. x 19 in. x 8 in., Product weight: 46 lbs., Weight capacity: 330 lbs., Material: High density grade anodized aluminum Fitted with double stabilizers and grooved/ribbed rung surface to ensure optimal safety. Highly versatile ladders manufactured from high density aluminum. Big hinge, easy to use locking mechanism adds additional security and rigidity when product is being used. All of our ladders are manufactured strictly to OSHA and/or ANSI A14.2-2017 standards as well as EN 131 requirements. Enhanced Strength and Stability: We prioritize your safety by using thicker gauge materials, ensuring our products offer unparalleled strength and increased stability. Specialized Expertise: With years of dedicated experience, we specialize in the production of ladders and ramps. Our commitment to excellence is reflected in every product we create. German Craftsmanship: As a German brand, we pride ourselves on precision and reliability. We stand firmly behind our products, providing long-term support and assurance. Premium Quality Materials: Our products are crafted from the highest quality aluminum, guaranteeing robustness and longevity. Your satisfaction and safety are our top priorities.*

## PRICE

Please login to see prices

## FEATURES

Gross Weight:	<b>46.3 lb</b>
Height (with packaging):	<b>38.98 inch</b>
Length (with packaging):	<b>9.06 inch</b>
Width (with packaging):	<b>20.87 inch</b>



## DESCRIPTION

*Ladder height (fully deployed): 16 ft. 5 in., Ladder height (A-Frame at apex): 7 ft. 11 in., Number of rungs: 2x8, Rung spacing: 11.8 in., Product storage size: 37 in. x 19 in. x 8 in., Product weight: 43 lbs., Weight capacity: 330 lbs., Material: High density grade anodized aluminum Fitted with double stabilizers and grooved/ribbed rung surface to ensure optimal safety. Highly versatile ladders manufactured from high density aluminum. Big hinge, easy to use locking mechanism adds additional security and rigidity when product is being used. All of our ladders are manufactured strictly to OSHA and/or ANSI A14.2-2017 standards as well as EN 131 requirements. Enhanced Strength and Stability: We prioritize your safety by using thicker gauge materials, ensuring our products offer unparalleled strength and increased stability. Specialized Expertise: With years of dedicated experience, we specialize in the production of ladders and ramps. Our commitment to excellence is reflected in every product we create. German Craftsmanship: As a German brand, we pride ourselves on precision and reliability. We stand firmly behind our products, providing long-term support and assurance. Premium Quality Materials: Our products are crafted from the highest quality aluminum, guaranteeing robustness and longevity. Your satisfaction and safety are our top priorities*

## PRICE

Please login to see prices

## FEATURES

Gross Weight:	<b>37.48 lb</b>
Height (with packaging):	<b>38.19 inch</b>
Length (with packaging):	<b>8.27 inch</b>
Width (with packaging):	<b>20.87 inch</b>



## DESCRIPTION

*Ladder height (fully deployed): 14 ft. 5 in., Ladder height (A-Frame at apex): 6 ft. 10 in., Number of rungs: 2x7, Rung spacing: 11.8 in., Product storage size: 36 in. x 19 in. x 8 in., Product weight: 38 lbs., Weight capacity: 330 lbs., Material: High density grade anodized aluminum Fitted with double stabilizers and grooved/ribbed rung surface to ensure optimal safety. Highly versatile ladders manufactured from high density aluminum. Big hinge, easy to use locking mechanism adds additional security and rigidity when product is being used. All of our ladders are manufactured strictly to OSHA and/or ANSI A14.2-2017 standards as well as EN 131 requirements. Enhanced Strength and Stability: We prioritize your safety by using thicker gauge materials, ensuring our products offer unparalleled strength and increased stability. Specialized Expertise: With years of dedicated experience, we specialize in the production of ladders and ramps. Our commitment to excellence is reflected in every product we create. German Craftsmanship: As a German brand, we pride ourselves on precision and reliability. We stand firmly behind our products, providing long-term support and assurance. Premium Quality Materials: Our products are crafted from the highest quality aluminum, guaranteeing robustness and longevity. Your satisfaction and safety are our top priorities*

## PRICE

Please login to see prices

## FEATURES

Gross Weight:	<b>33.29 lb</b>
Height (with packaging):	<b>38.98 inch</b>
Length (with packaging):	<b>8.27 inch</b>
Width (with packaging):	<b>21.26 inch</b>



## DESCRIPTION

Ladder height (fully deployed): 12 ft. 5 in., Ladder height ( A-Frame at apex): 6 ft. 1 in., Number of rungs: 2x6 ., Rung spacing: 11.8 in., Product storage size: 35 in. x 19 in. x 8 in., Product weight: 32 lbs ., Weight capacity: 330 lbs ., Material: High density grade anodized aluminum Fitted with double stabilizers and grooved/ribbed rung surface to ensure optimal safety. Highly versatile ladders manufactured from high density aluminum. Big hinge, easy to use locking mechanism adds additional security and rigidity when product is being used. All of our ladders are manufactured strictly to OSHA and/or ANSI A14.2-2017 standards as well as EN 131 requirements. Enhanced Strength and Stability: We prioritize your safety by using thicker gauge materials, ensuring our products offer unparalleled strength and increased stability. Specialized Expertise: With years of dedicated experience, we specialize in the production of ladders and ramps. Our commitment to excellence is reflected in every product we create. German Craftsmanship: As a German brand, we pride ourselves on precision and reliability. We stand firmly behind our products, providing long-term support and assurance. Premium Quality Materials: Our products are crafted from the highest quality aluminum, guaranteeing robustness and longevity. Your satisfaction and safety are our top priorities.

## PRICE

Please login to see prices

## FEATURES

Gross Weight:	<b>28.66 lb</b>
Height (with packaging):	<b>35.83 inch</b>
Length (with packaging):	<b>7.87 inch</b>
Width (with packaging):	<b>20.87 inch</b>



## DESCRIPTION

*Ladder height (fully deployed): 10 ft. 6 in., Ladder height ( A-Frame at apex): 5 ft. 1 in., Number of rungs: 2x5 ., Rung spacing: 11.8 in., Product storage size: 34 in. x 19 in. x 8 in., Product weight: 28 lbs ., Weight capacity: 330 lbs ., Material: High density grade anodized aluminum Fitted with double stabilizers and grooved/ribbed rung surface to ensure optimal safety. Highly versatile ladders manufactured from high density aluminum. Big hinge, easy to use locking mechanism adds additional security and rigidity when product is being used. All of our ladders are manufactured strictly to OSHA and/or ANSI A14.2-2017 standards as well as EN 131 requirements. Enhanced Strength and Stability: We prioritize your safety by using thicker gauge materials, ensuring our products offer unparalleled strength and increased stability. Specialized Expertise: With years of dedicated experience, we specialize in the production of ladders and ramps. Our commitment to excellence is reflected in every product we create. German Craftsmanship: As a German brand, we pride ourselves on precision and reliability. We stand firmly behind our products, providing long-term support and assurance. Premium Quality Materials: Our products are crafted from the highest quality aluminum, guaranteeing robustness and longevity. Your satisfaction and safety are our top priorities.*



## PRICE

Please login to see prices

## FEATURES

Gross Weight:	<b>25.57 lb</b>
Height (with packaging):	<b>22.05 inch</b>
Length (with packaging):	<b>3.94 inch</b>
Width (with packaging):	<b>43.7 inch</b>



## DESCRIPTION

Ladder height (fully deployed): 12 ft. 5 in., Number of rungs: 13., Rung spacing: 11.8 in., Product storage size: 44 in. x 19 in. x 4 in., Product weight: 26 lbs ., Weight capacity: 330 lbs ., Material: High density grade anodized aluminum Integrated finger protection stoppers. Fitted with a stabilizer and grooved/ribbed rung surface to ensure optimal safety. Highly versatile ladders manufactured from high density aluminum. Easy to use locking mechanism adds additional security and rigidity when product is being used. All of our ladders are manufactured strictly to OSHA and/or ANSI A14.2-2017 standards as well as EN 131 requirements. Enhanced Strength and Stability: We prioritize your safety by using thicker gauge materials, ensuring our products offer unparalleled strength and increased stability. Specialized Expertise: With years of dedicated experience, we specialize in the production of ladders and ramps. Our commitment to excellence is reflected in every product we create. German Craftsmanship: As a German brand, we pride ourselves on precision and reliability. We stand firmly behind our products, providing long-term support and assurance. Premium Quality Materials: Our products are crafted from the highest quality aluminum, guaranteeing robustness and longevity. Your satisfaction and safety are our top priorities.



## PRICE

Please login to see prices

## FEATURES

Gross Weight:	<b>20.72 lb</b>
Height (with packaging):	<b>22.05 inch</b>
Length (with packaging):	<b>3.94 inch</b>
Width (with packaging):	<b>39.76 inch</b>



## DESCRIPTION

Ladder height (fully deployed): 10 ft. 6 in., Number of rungs: 11., Rung spacing: 11.8 in., Product storage size: 40 in. x 19 in. x 4 in., Product weight: 23 lbs., Weight capacity: 330 lbs., Material: High density grade anodized aluminum Integrated finger protection stoppers. Fitted with a stabilizer and grooved/ribbed rung surface to ensure optimal safety. Highly versatile ladders manufactured from high density aluminum. Easy to use locking mechanism adds additional security and rigidity when product is being used. All of our ladders are manufactured strictly to OSHA and/or ANSI A14.2-2017 standards as well as EN 131 requirements. Enhanced Strength and Stability: We prioritize your safety by using thicker gauge materials, ensuring our products offer unparalleled strength and increased stability. Specialized Expertise: With years of dedicated experience, we specialize in the production of ladders and ramps. Our commitment to excellence is reflected in every product we create. German Craftsmanship: As a German brand, we pride ourselves on precision and reliability. We stand firmly behind our products, providing long-term support and assurance. Premium Quality Materials: Our products are crafted from the highest quality aluminum, guaranteeing robustness and longevity. Your satisfaction and safety are our top priorities.

## PRICE

Please login to see prices

## FEATURES

Gross Weight:	<b>17.64 lb</b>
Height (with packaging):	<b>36.61 inch</b>
Length (with packaging):	<b>3.54 inch</b>
Width (with packaging):	<b>22.44 inch</b>



## DESCRIPTION

*Ladder height (fully deployed): 8 ft. 6 in., Number of rungs: 9., Rung spacing: 11.8 in., Product storage size: 37 in. x 19 in. x 4 in., Product weight: 18 lbs ., Weight capacity: 330 lbs ., Material: High density grade anodized aluminum Integrated finger protection stoppers. Fitted with a stabilizer and grooved/ribbed rung surface to ensure optimal safety. Highly versatile ladders manufactured from high density aluminum. Easy to use locking mechanism adds additional security and rigidity when product is being used. All of our ladders are manufactured strictly to OSHA and/or ANSI A14.2-2017 standards as well as EN 131 requirements. Enhanced Strength and Stability: We prioritize your safety by using thicker gauge materials, ensuring our products offer unparalleled strength and increased stability. Specialized Expertise: With years of dedicated experience, we specialize in the production of ladders and ramps. Our commitment to excellence is reflected in every product we create. German Craftsmanship: As a German brand, we pride ourselves on precision and reliability. We stand firmly behind our products, providing long-term support and assurance. Premium Quality Materials: Our products are crafted from the highest quality aluminum, guaranteeing robustness and longevity. Your satisfaction and safety are our top priorities.*

## PRICE

Please login to see prices

## FEATURES

Gross Weight:	<b>19.84 lb</b>
Height (with packaging):	<b>39.37 inch</b>
Length (with packaging):	<b>8.07 inch</b>
Width (with packaging):	<b>18.7 inch</b>



Ladder height (fully deployed): 9.5 ft. Ladder height (A-frame at apex): 4 ft. 6 in. Number of rungs: 2 x 5. Rung spacing: 11.6 in. Product storage size: 39 in. x 17.4 in. x 9 in. Product weight: 20 lbs. Weight capacity: 330 lbs. Material: high density grade aluminum.

## DESCRIPTION

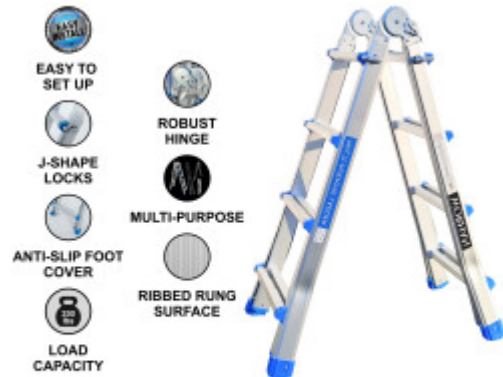
Fully extended length: 303cm., Step ladder height: 147cm (at the apex)., Rungs: 2x5., Distance between rungs: 28cm., Folded size: 100cm x 48cm x 21cm., Weight: 9.5kg. German brand., Exceptional customer service. Manufactured strictly to EN131 safety standard., Material: Anodized aluminum., Maximum weight: 150kg., Special non-slip ribbed rungs., Safe, simple and convenient locking mechanism ensures ease of working height adjustment. Superior quality and stability., Very durable ladders which have been manufactured from high quality aluminum., Hinge locking mechanism adds extra security and rigidity when using the ladder. Why you should buy our products ? We use thicker gauge materials for more strength and increased stability., We specialized and have many years of experience in the production of a ladders and ramps., As a German brand company , we stand behind our products in the long term., The highest quality aluminum guarantees the robustness and longevity of our products.

## PRICE

Please login to see prices

## FEATURES

Gross Weight:	<b>21.83 lb</b>
Height (with packaging):	<b>49.21 inch</b>
Length (with packaging):	<b>8.27 inch</b>
Width (with packaging):	<b>19.69 inch</b>



Ladder height (fully deployed): 13.1 ft. Ladder height (A-Frame at apex): 6 ft. 4 in. Number of rungs: 2 x 7. Rung spacing: 11.8 in. Product storage size: 48 in. x 17.4 in. x 9 in. Product weight: 23 lbs. Weight capacity: 330 lbs. Material: high density grade aluminum.

## DESCRIPTION

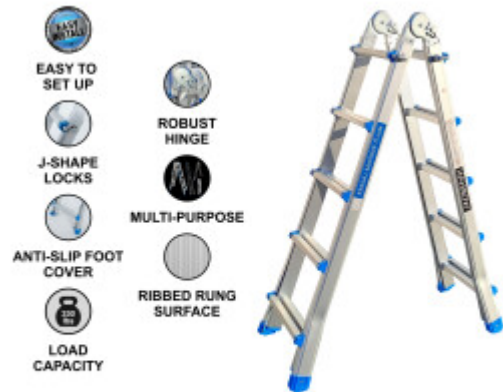
Fully extended length: 413cm., Step ladder height: 200cm (at the apex)., Rungs: 2x7., Distance between rungs: 28cm., Folded size: 128cm x 48cm x 21cm., Weight: 11.5kg. German brand., Exceptional customer service. Manufactured strictly to EN131 safety standard., Material: Anodized aluminum., Maximum weight: 150kg., Special non-slip ribbed rungs., Safe, simple and convenient locking mechanism ensures ease of working height adjustment. Superior quality and stability., Very durable ladders which have been manufactured from high quality aluminum., Hinge locking mechanism adds extra security and rigidity when using the ladder. Why you should buy our products ? We use thicker gauge materials for more strength and increased stability., We specialized and have many years of experience in the production of a ladders and ramps., As a German brand company , we stand behind our products in the long term., The highest quality aluminum guarantees the robustness and longevity of our products.

## PRICE

Please login to see prices

## FEATURES

Gross Weight:	<b>27.56 lb</b>
Height (with packaging):	<b>61.42 inch</b>
Length (with packaging):	<b>8.27 inch</b>
Width (with packaging):	<b>18.9 inch</b>



## DESCRIPTION

Fully extended length: 530cm., Step ladder height: 254cm (at the apex)., Rungs: 2x8., Distance between rungs: 28cm., Folded size: 156cm x 48cm x 21cm., Weight: 14.1kg. German brand., Exceptional customer service. Manufactured strictly to EN131 safety standard., Material: Anodized aluminum., Maximum weight: 150kg., Special non-slip ribbed rungs., Safe, simple and convenient locking mechanism ensures ease of working height adjustment. Superior quality and stability., Very durable ladders which have been manufactured from high quality aluminum., Hinge locking mechanism adds extra security and rigidity when using the ladder. Why you should buy our products ? We use thicker gauge materials for more strength and increased stability., We specialized and have many years of experience in the production of a ladders and ramps., As a German brand company , we stand behind our products in the long term., The highest quality aluminum guarantees the robustness and longevity of our products.

## PRICE

Please login to see prices

## FEATURES

Gross Weight:	<b>30.86 lb</b>
Height (with packaging):	<b>61.42 inch</b>
Length (with packaging):	<b>8.27 inch</b>
Width (with packaging):	<b>18.9 inch</b>



Ladder height (fully deployed): 18.4 ft. Ladder height (A-Frame at apex): 8 ft. 10 in. Number of rungs: 2 x 10. Rung spacing: 11.6 in. Product storage size: 64 in. x 17.4 in. x 9 in. Product weight: 32 lbs. Weight capacity: 330 lbs. Material: high-density grade aluminum.

## DESCRIPTION

*Fully extended length: 587cm., Step ladder height: 287cm (at the apex)., Rungs: 2x9., Distance between rungs: 28cm., Folded size: 163cm x 48cm x 20cm., Weight: 15.5kg. German brand., Exceptional customer service. Manufactured strictly to EN131 safety standard., Material: Anodized aluminum., Maximum weight: 150kg., Special non-slip ribbed rungs., Safe, simple and convenient locking mechanism ensures ease of working height adjustment. Superior quality and stability., Very durable ladders which have been manufactured from high quality aluminum., Hinge locking mechanism adds extra security and rigidity when using the ladder. Why you should buy our products ? We use thicker gauge materials for more strength and increased stability., We specialized and have many years of experience in the production of a ladders and ramps., As a German brand company , we stand behind our products in the long term., The highest quality aluminum guarantees the robustness and longevity of our products.*



## PRICE

Please login to see prices

## FEATURES

Gross Weight:	<b>58.86 lb</b>
Height (with packaging):	<b>6.69 inch</b>
Length (with packaging):	<b>47.24 inch</b>
Width (with packaging):	<b>29.92 inch</b>



## DESCRIPTION

Max recommended working height - 23.6 in., This product is made of high quality aluminum (EN-131 and CE standards)., Maximum loading capacity: 882 lbs., Dimensions: Length unfolded: 7 ft. 5 in., Length folded: 45.7 in., Width: 28.4 in., Weight: 57 lbs., Dimensions when folded: 45.7 in x 5.5 in x 28.4 in., The heavy-duty aluminum foldable ramp is a valuable asset, offering both strength and convenience. Constructed from durable aluminum, it ensures reliable support for heavy loads, while its foldable design enhances practicality for storage and transport. The non-slip surface provides added safety, preventing potential injuries by ensuring secure footing during use. The inclusion of a convenient carry handle further enhances its usability, making it easy to transport and deploy wherever needed. This ramp is a reliable solution that prioritizes safety and ease of use, making it an essential tool for various applications., Its practicality shines in applications such as loading and unloading heavy equipment, providing wheelchair accessibility, or facilitating seamless transitions in industrial and commercial settings.



## PRICE

Please login to see prices

## FEATURES

Gross Weight:	<b>48.5 lb</b>
Height (with packaging):	<b>6.69 inch</b>
Length (with packaging):	<b>37.8 inch</b>
Width (with packaging):	<b>31.5 inch</b>



## DESCRIPTION


Max recommended working height - 14.6 in., This product is made of high quality aluminum (EN-131 and CE standards)., Maximum loading capacity: 882 lbs., Dimensions: Length unfolded: 4 ft. 9 in. Length folded: 30 in., Width: 36.2 in., Weight: 44kg., Dimensions when folded: 30 in. x 5.5 in. x 36.2 in., The heavy-duty aluminum foldable ramp is a valuable asset, offering both strength and convenience. Constructed from durable aluminum, it ensures reliable support for heavy loads, while its foldable design enhances practicality for storage and transport. The non-slip surface provides added safety, preventing potential injuries by ensuring secure footing during use. The inclusion of a convenient carry handle further enhances its usability, making it easy to transport and deploy wherever needed. This ramp is a reliable solution that prioritizes safety and ease of use, making it an essential tool for various applications., Its practicality shines in applications such as loading and unloading heavy equipment, providing wheelchair accessibility, or facilitating seamless transitions in industrial and commercial settings.

## PRICE

Please login to see prices

## FEATURES

Gross Weight:	<b>8.38 lb</b>
Height (with packaging):	<b>2.36 inch</b>
Length (with packaging):	<b>29.53 inch</b>
Width (with packaging):	<b>16.93 inch</b>



## DESCRIPTION


*Technical Specifications: Size: 28.4 in. (width) x 16.2 in. (length), Weight: 8.4 lbs. Maximum load capacity of 662 pounds. Purpose-built to surmount height obstacles ranging from 2 inches to 4 inches, its variable height function allows for precise adjustments in 0.04 inch increments. This meticulous engineering ensures adaptability and precision in overcoming elevation challenges. This versatile ramp streamlines the traversal of obstacles, including high thresholds, wires, pipes, and other impediments that hinder the smooth movement of individuals or cargo. Its adjustable height feature, ranging from 5 cm to 10 cm, significantly enhances its adaptability, simplifying a multitude of tasks. Crafted in adherence to stringent EN-131 and CE standards, this ramp ensures both safety and reliability, meeting the highest quality benchmarks for assured performance in various scenarios. No assembly needed – this ramp offers instant convenience for effortless mobility in wheelchairs, scooters, wheelbarrows, and more. Its uncomplicated yet robust anodized aluminum construction guarantees durability without the worry of rusting. The simplicity extends to its easy removal when necessary. Priority is given to safety with a non-slip surface, ensuring users can navigate confidently. An ideal solution for seamless and secure accessibility.*

## PRICE

Please login to see prices

## FEATURES

Gross Weight:	<b>10.14 lb</b>
Height (with packaging):	<b>2.36 inch</b>
Length (with packaging):	<b>36.61 inch</b>
Width (with packaging):	<b>17.32 inch</b>



## DESCRIPTION

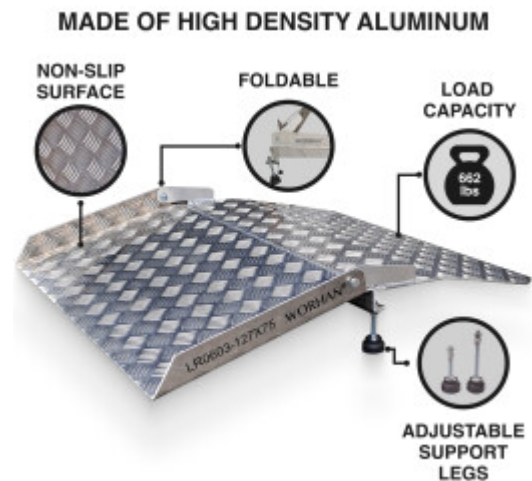
*Technical Specifications: Size: 34.3 in. (width) x 16.2 in. (length), Weight: 10.2 lbs. Maximum load capacity of 662 pounds. Purpose-built to surmount height obstacles ranging from 2 inches to 4 inches, its variable height function allows for precise adjustments in 0.04 inch increments. This meticulous engineering ensures adaptability and precision in overcoming elevation challenges. This versatile ramp streamlines the traversal of obstacles, including high thresholds, wires, pipes, and other impediments that hinder the smooth movement of individuals or cargo. Its adjustable height feature, ranging from 5 cm to 10 cm, significantly enhances its adaptability, simplifying a multitude of tasks. Crafted in adherence to stringent EN-131 and CE standards, this ramp ensures both safety and reliability, meeting the highest quality benchmarks for assured performance in various scenarios. No assembly needed – this ramp offers instant convenience for effortless mobility in wheelchairs, scooters, wheelbarrows, and more. Its uncomplicated yet robust anodized aluminum construction guarantees durability without the worry of rusting. The simplicity extends to its easy removal when necessary. Priority is given to safety with a non-slip surface, ensuring users can navigate confidently. An ideal solution for seamless and secure accessibility.*

## PRICE

Please login to see prices

## FEATURES

Gross Weight:	<b>20.28 lb</b>
Height (with packaging):	<b>5.51 inch</b>
Length (with packaging):	<b>30.71 inch</b>
Width (with packaging):	<b>21.26 inch</b>



## DESCRIPTION


*Technical Specifications: Size: 30 in. (width) x 34.3 in. (length), Weight: 20.3 lbs. Maximum load capacity of 662 pounds. Foldable design Enhanced Versatility: With an adjustable height feature ranging from 2 in. to 6 in., (precise adjustments in 0.04 inch increments) this ramp ensures seamless adaptability for a multitude of tasks. Included in the package are two sets of extensions, allowing users to customize the ramp's height according to their needs. For lower elevations, the platform can be utilized without extensions, providing a tailored solution for various scenarios. Crafted with precision, this ramp adheres to the rigorous standards of EN-131 and CE, guaranteeing both safety and reliability in its design and construction. No assembly needed – this ramp offers instant convenience for effortless mobility in wheelchairs, scooters, wheelbarrows, and more. Its uncomplicated yet robust anodized aluminum construction guarantees durability without the worry of rusting. The simplicity extends to its easy removal when necessary. Priority is given to safety with a non-slip surface, ensuring users can navigate confidently. An ideal solution for seamless and secure accessibility.*

## PRICE

Please login to see prices

## FEATURES

Gross Weight:	<b>27.78 lb</b>
Height (with packaging):	<b>6.3 inch</b>
Length (with packaging):	<b>33.07 inch</b>
Width (with packaging):	<b>30.71 inch</b>



## DESCRIPTION


*Technical Specifications: Size: 30 in. (width) x 50 in. (length), Weight: 27.8 lbs. Maximum load capacity of 662 pounds. Foldable design Enhanced Versatility: With an adjustable height feature ranging from 2 in. to 6 in., (precise adjustments in 0.04 inch increments) this ramp ensures seamless adaptability for a multitude of tasks. Included in the package are two sets of extensions, allowing users to customize the ramp's height according to their needs. For lower elevations, the platform can be utilized without extensions, providing a tailored solution for various scenarios. Crafted with precision, this ramp adheres to the rigorous standards of EN-131 and CE, guaranteeing both safety and reliability in its design and construction. No assembly needed – this ramp offers instant convenience for effortless mobility in wheelchairs, scooters, wheelbarrows, and more. Its uncomplicated yet robust anodized aluminum construction guarantees durability without the worry of rusting. The simplicity extends to its easy removal when necessary. Priority is given to safety with a non-slip surface, ensuring users can navigate confidently. An ideal solution for seamless and secure accessibility.*

## PRICE

Please login to see prices

## FEATURES

Gross Weight:	<b>25.35 lb</b>
Height (with packaging):	<b>3.15 inch</b>
Length (with packaging):	<b>77.95 inch</b>
Width (with packaging):	<b>9.84 inch</b>



## DESCRIPTION

*The product is made of high quality aluminum according to EN and CE standards. Being made of aluminium, they are extremely light (5kg each), very robust and cannot rust. Surface: perforated - non-slip, for excellent grip. Product details and dimensions: Weight - 5kg (10kg per pair), Length - 200cm., Width - 214mm., Depth - 55mm., Maximum load weight - 400kg (per pair). GERMAN BRAND. EXCEPTIONAL CUSTOMER SERVICE. The ramps could be used to load tractors or lawnmowers, Quad ATVs, trailers, electric bikes, motorcycles etc etc. Chamfered side edges to ensure increased contact at the upper bearing point. Why you should buy the products we manufacture: During manufacture, we use thicker gauge materials for greater strength and increased stability. We are specialized and have many years of experience in the production of ladders and ramps. As a German brand company, we stand behind our products in the long term. The highest quality aluminum guarantees the robustness and longevity of our products.*




## PRICE

Please login to see prices

## FEATURES

Gross Weight:	<b>42.99 lb</b>
Height (with packaging):	<b>3.54 inch</b>
Length (with packaging):	<b>77.95 inch</b>
Width (with packaging):	<b>11.81 inch</b>



## DESCRIPTION

The product is made of high quality aluminum according to EN and CE standards. Being made of aluminium, they are extremely light (8.5kg each), very robust and cannot rust. Surface: perforated - non-slip, for excellent grip. Product details and dimensions: Weight - 8.5kg (17kg per pair), Length - 200cm., Width - 256mm., Depth - 65mm., Maximum load weight - 1000kg (per pair). GERMAN BRAND. EXCEPTIONAL CUSTOMER SERVICE. The ramps could be used to load tractors or lawnmowers, Quad ATVs, trailers, electric bikes, motorcycles etc etc. Beveled side edges to ensure increased contact at the upper fulcrum. Why you should buy the products we manufacture: During manufacture, we use thicker gauge materials for greater strength and increased stability. We are specialized and have many years of experience in the production of ladders and ramps. As a German brand company, we stand behind our products in the long term. The highest quality aluminum guarantees the robustness and longevity of our products.

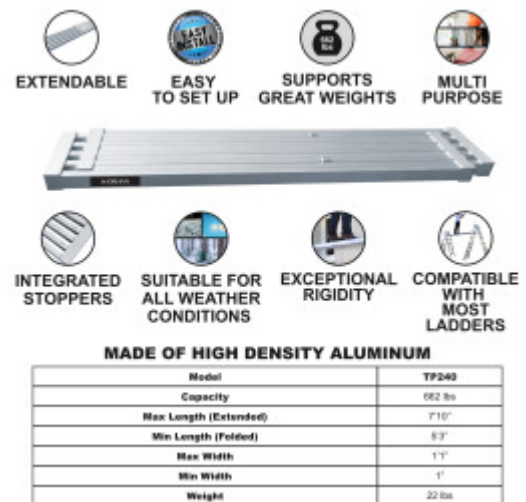


## PRICE

Please login to see prices

## FEATURES

Gross Weight:	<b>24.25 lb</b>
Height (with packaging):	<b>3.15 inch</b>
Length (with packaging):	<b>63.78 inch</b>
Width (with packaging):	<b>13.39 inch</b>



## DESCRIPTION

Our product exemplifies excellence, constructed from premium-grade aluminum that adheres to the stringent EN and CE standards. The innovative interlocking aluminum profile design ensures steadfast support for weights up to an impressive 662 lbs! Weight - 21.6 lbs., Min Length (folded) - 63 in., Max Length (extended) - 7 ft. 11 in., Min Width - 11.26 in., Max Width - 12.52 in., Min Thickness - 2 in., Max Thickness - 2.36 in., Overlap distance when fully extended - 24 in. (according to the attached image with dimensions GERMAN BRAND. EXCEPTIONAL CUSTOMER SERVICE. Installation is a breeze, thanks to the user-friendly design that allows for super-fast deployment. Our ramp is ingeniously engineered to be used at any length between the minimum and maximum values. Equipped with Integrated aluminum maximum length stoppers. Choosing our products signifies a commitment to superior quality. Our manufacturing process utilizes thicker gauge materials, enhancing strength and stability. With years of specialized experience in ladder and ramp production, we, as a German brand, offer steadfast support and stand by our products in the long term. The use of the highest quality aluminum guarantees the robustness and longevity of our exceptional products.


PRICE  
Please login to see prices

FEATURES


Gross Weight:	29.76 lb
Height (with packaging):	3.94 inch
Length (with packaging):	78.35 inch
Width (with packaging):	13.78 inch

DESCRIPTION


Our product exemplifies excellence, constructed from premium-grade aluminum that adheres to the stringent EN and CE standards. The innovative interlocking aluminum profile design ensures steadfast support for weights up to an impressive 662 lbs! Weight - 25.6 lbs., Min Length (folded) - 6 ft. 5 in., Max Length (extended) - 9ft. 10 in., Min Width - 11.26 in., Max Width - 12.52 in., Min Thickness - 2 in., Max Thickness - 2.36 in., Overlap distance when fully extended - 28 in., (according to the attached image with dimensions) GERMAN BRAND. EXCEPTIONAL CUSTOMER SERVICE. Installation is a breeze, thanks to the user-friendly design that allows for super-fast deployment. Our ramp is ingeniously engineered to be used at any length between the minimum and maximum values. Equipped with Integrated aluminum maximum length stoppers. Choosing our products signifies a commitment to superior quality. Our manufacturing process utilizes thicker gauge materials, enhancing strength and stability. With years of specialized experience in ladder and ramp production, we, as a German brand, offer steadfast support and stand by our products in the long term. The use of the highest quality aluminum guarantees the robustness and longevity of our exceptional products.




EXTENDABLE




EASY  
TO SET UP




SUPPORTS  
GREAT WEIGHTS




MULTI  
PURPOSE







INTEGRATED  
STOPPERS



SUITABLE FOR  
ALL WEATHER  
CONDITIONS



EXCEPTIONAL  
RIGIDITY



COMPATIBLE  
WITH  
MOST  
LADDERS

MADE OF HIGH DENSITY ALUMINUM

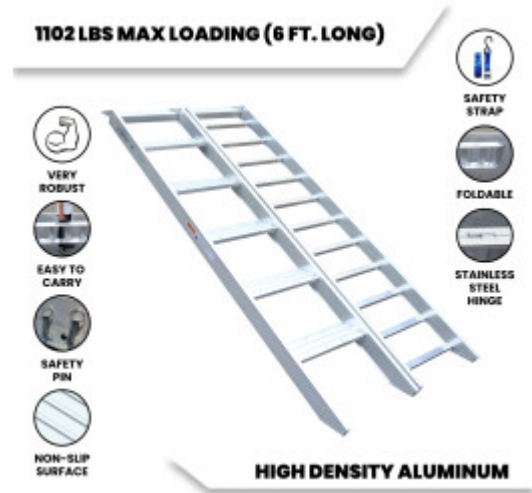
Model	TP300
Capacity	662 lbs
Max Length (Extended)	9'10"
Min Length (Folded)	6'5"
Max Width	11"
Min Width	1"
Weight	26 lbs

## PRICE

Please login to see prices

## FEATURES

Gross Weight:	<b>29.1 lb</b>
Height (with packaging):	<b>7.09 inch</b>
Length (with packaging):	<b>72.83 inch</b>
Width (with packaging):	<b>17.32 inch</b>



## DESCRIPTION

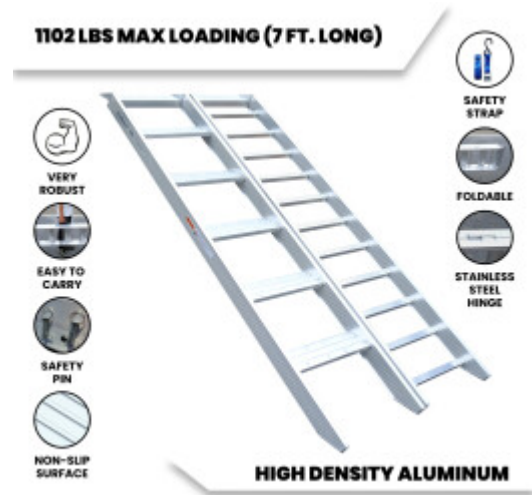
A very unique and high quality product, allowing to walk beside your motorcycle when you are loading or unloading it. This product was developed to ensure the safety of the person and eliminate the possible damage to a motorcycle during the loading/unloading phase. Ramp is foldable in length and is equipped with comfortable carry handle to facilitate the handling & transportation. Folded product dimensions are: 6' x 1' 4" x 7" ., Weight: 27 lbs., Max loading: 1102 lbs., Technical details: Length: 6 ft., Width (unfolded): 2' 9" ., Weight: 27 lbs ., Ramp thickness / Depth: 3" ., Number of walking: 5 steps with spacing (center to center of the step) of 12" ., Step depth: 4" ., spacing for motorcycle rungs is 6" ., The ramp is designed to support a weight of 1102 lbs (this is a total combined weight of the person and the motocross/motorcycle ). High precision and quality welding procedures guarantee the longevity of the product. Safety precautions and tie down features: This ramp can be secured from sliding either by: a) strap (supplied) or either by using b) couple metal pins which prevent the sliding of the upper part of the ramp. When option "b" is preferred, depending on the situation, 2 holes might be required to be drilled in the supporting surface for insertion of the metal locking pins. The surface of the ramp is anti-slip, adapted to be used in wet weather conditions.

## PRICE

Please login to see prices

## FEATURES

Gross Weight:	<b>33.29 lb</b>
Height (with packaging):	<b>7.09 inch</b>
Length (with packaging):	<b>82.68 inch</b>
Width (with packaging):	<b>15.75 inch</b>



## DESCRIPTION

A very unique and high quality product, allowing to walk beside your motorcycle when you are loading or unloading it. This product was developed to ensure the safety of the person and eliminate the possible damage to a motorcycle during the loading/unloading phase. Ramp is foldable in length and is equipped with comfortable carry handle to facilitate the handling & transportation. Folded product dimensions are: 7' x 1' 3" x 7" ., Weight: 30 lbs., Max loading: 1102 lbs., Technical details: Length: 7 ft., Width (unfolded): 2' 6" ., Weight: 30 lbs ., Ramp thickness / Depth: 3" ., Number of walking: 6 steps with spacing (center to center of the step) of 12" ., Step depth: 4" ., spacing for motorcycle rungs is 6" ., The ramp is designed to support a weight of 1102 lbs (this is a total combined weight of the person and the motocross/motorcycle ). High precision and quality welding procedures guarantee the longevity of the product. Safety precautions and tie down features: This ramp can be secured from sliding either by: a) strap (supplied) or either by using b) couple metal pins which prevent the sliding of the upper part of the ramp. When option "b" is preferred, depending on the situation, 2 holes might be required to be drilled in the supporting surface for insertion of the metal locking pins. The surface of the ramp is anti-slip, adapted to be used in wet weather conditions.

## PRICE

Please login to see prices

## FEATURES

Gross Weight:	<b>13.45 lb</b>
Height (with packaging):	<b>7.87 inch</b>
Length (with packaging):	<b>25.98 inch</b>
Width (with packaging):	<b>16.93 inch</b>



## DESCRIPTION

*Solar panel: 18W Battery: 3.2V / 15000mAh LiFePO4 lithium Light source: 180 Super Bright SMD 5730 LEDs, 900 lumens Light spectrum: 4000K Lighting area: 40m2 Mounting height: 3-4 meters Material: die-cast aluminum + tempered glass Lighting modes: 6 lighting modes available Motion detector: Yes Detection angle: 180 degrees Detection distance: 12m Charging time: 6-8 hours Lighting time: 1-2 rainy days Lamp size: 38.5cm x 22cm x 10cm Solar panel size: 35cm x 35cm x 1.7cm Waterproof: IP65 Packaging: lamp + remote control + solar panel + fixings*

## PRICE

Please login to see prices

## FEATURES

Gross Weight:	<b>14.33 lb</b>
Height (with packaging):	<b>7.87 inch</b>
Length (with packaging):	<b>25.98 inch</b>
Width (with packaging):	<b>16.93 inch</b>



## DESCRIPTION

*Solar panel: 22W Battery: 6.4V / 10000mAh LiFePO4 lithium Light source: 300 Super Bright SMD 5730 LEDs, 1300 lumens Light spectrum: 4000K Lighting area: 60m2 Mounting height: 4-5 meters Material: die-cast aluminum + tempered glass Lighting modes: 6 lighting modes available Motion detector: Yes Detection angle: 180 degrees Detection distance: 12m Charging time: 6-8 hours Lighting time: 1-2 rainy days Lamp size: 38.5cm x 22cm x 10cm Solar panel size: 46cm x 34cm x 1.7cm Waterproof: IP65 Packaging: lamp + remote control + solar panel + fixings*



## PRICE

Please login to see prices

## FEATURES

Gross Weight:	<b>15.65 lb</b>
Height (with packaging):	<b>7.87 inch</b>
Length (with packaging):	<b>25.98 inch</b>
Width (with packaging):	<b>16.93 inch</b>



## DESCRIPTION

*Solar panel: 30W Battery: 6.4V / 15000mAh LiFePO4 lithium Light source: 360 Super Bright SMD 5730 LEDs, 1800 lumens Light spectrum: 4000K Lighting area: 80m2 Mounting height: 5-6 meters Material: die-cast aluminum + tempered glass Lighting modes: 6 lighting modes available Motion detector: Yes Detection angle: 180 degrees Detection distance: 12m Charging time: 6-8 hours Lighting time: 1-2 rainy days Lamp size: 38.5cm x 22cm x 10cm Solar panel size: 56cm x 35cm x 1.7cm Waterproof: IP65 Packaging: lamp + remote control + solar panel + fixings*



## PRICE

Please login to see prices

## FEATURES

Gross Weight:	<b>33.29 lb</b>
Height (with packaging):	<b>5.51 inch</b>
Length (with packaging):	<b>40.94 inch</b>
Width (with packaging):	<b>5.51 inch</b>



## DESCRIPTION

*Product dimensions: L 39.2" x W 4.85" x H 1.4" ., Weight: 15 lbs (30 lbs/pair)., Maximum load capacity per pair 662 lbs., Working height adjustments (from 2'1" to 2'11") due to quickly adjustable feet. Operational dimensions: Fully folded position (closed) : L 39.2" x W 4.85" x H 1.4" ., Opened, lowest position: L 39.2" x W 17.1" x H 25.4" . , Opened, highest position: L 39.2" x W 23.2" x H 36.2" Work surface: non-slip, with added stability and maximum support for all work pieces. These rugged and durable sawhorses with integrated carry handles are foldable for easy transportation and storage to ensure minimal space requirements Quick open and close mechanism for simple and straightforward setup. Material: high quality powder coated steel, galvanized to prevent corrosion and ensure longevity of this equipment.*

## PRICE

Please login to see prices

## FEATURES

Gross Weight:	<b>44.75 lb</b>
Height (with packaging):	<b>7.87 inch</b>
Length (with packaging):	<b>45.67 inch</b>
Width (with packaging):	<b>10.63 inch</b>



## DESCRIPTION

*Product dimensions (closed position) : L 42.7" x W 3.35" x H 5.7" ., Weight: 20lbs (40 lbs/pair)., Maximum load capacity per pair: 2600 lbs., 9 working height adjustments (from 2' to 2'8") due to quickly adjustable legs., The dimensions of the support arms (jaws) are: 1.77" x 3.54" Operational dimensions: Fully folded position (closed) : L 42.7" x W 3.35" x H 5.7" ., Opened, lowest position: L 42.7" x W 20.5" x H 24.4" . , Opened, highest position: L 42.7" x W 27.2" x H 32.3" Employing wooden joists enables the creation of a robust jobsite table with just two sawhorses. The work surface boasts non-slip features, providing enhanced stability and maximum support for various workpieces. Specially crafted non-slip pivoting feet guarantee a secure grip on any terrain. These resilient and long-lasting sawhorses, complete with integrated carry handles, are conveniently foldable for easy transportation and storage, ensuring minimal space requirements. Effortlessly set up with a quick open and close mechanism, ensuring a straightforward experience. Equipped with two material support ledges/pegs for added convenience. Constructed from high-quality powder-coated steel, galvanized to prevent corrosion and ensure the enduring longevity of this equipment. The easels are foldable, ensuring compact storage and easy portability. Built-in carrying handle.*

## PRICE

Please login to see prices

## FEATURES

Gross Weight:	<b>47.4 lb</b>
Height (with packaging):	<b>7.48 inch</b>
Length (with packaging):	<b>46.46 inch</b>
Width (with packaging):	<b>11.42 inch</b>



## DESCRIPTION

*Product dimensions: L 45.6" x W 3.35" x H 5.7" ., Weight: 21 lbs (42 lbs/pair)., Maximum load capacity per pair: 2600 lbs., 9 working height adjustments (from 2' to 2'8") due to quickly adjustable legs., Adjustable joist clamping width from W 1.6" x H 3.54" to W 3.6" x H 3.54' to accommodate joists of different thicknesses. Operational dimensions: Fully folded position (closed) : L 45.6" x W 3.35" x H 5.7" ., Opened, lowest position: L 45.6" x W 20.5" x H 24.4" . , Opened, highest position: L 45.6" x W 27.2" x H 32.3" Employing wooden joists enables the creation of a robust jobsite table with just two sawhorses. The work surface boasts non-slip features, providing enhanced stability and maximum support for various workpieces. Specially crafted non-slip pivoting feet guarantee a secure grip on any terrain. These resilient and long-lasting sawhorses, complete with integrated carry handles, are conveniently foldable for easy transportation and storage, ensuring minimal space requirements. Effortlessly set up with a quick open and close mechanism, ensuring a straightforward experience. Equipped with two material support ledges/pegs for added convenience. Constructed from high-quality powder-coated steel, galvanized to prevent corrosion and ensure the enduring longevity of this equipment.*

## PRICE

Please login to see prices

## FEATURES

Gross Weight:	<b>19.84 lb</b>
Height (with packaging):	<b>5.12 inch</b>
Length (with packaging):	<b>40.55 inch</b>
Width (with packaging):	<b>16.93 inch</b>



## DESCRIPTION

*Maximum recommended working height: 17"., This product is made of high density aluminum. Maximum load capacity: 400 lbs., Technical characteristics: Extended length: 5 ft. 9 in., Folded length: 40 in., Width: 16.7 in., Usable width: 16.15 in., Thickness: 3.15 in., Weight: 16 lbs Offering both exceptional rigidity and reliability, our dog ramp instills confidence in your furry companion, facilitating easy and quick access in and out of cars or SUVs. Crafted from high-quality aluminum, this lightweight yet robust ramp is designed to effortlessly transport dogs weighing up to 400 lbs This indispensable product not only prevents back pain but also accelerates the loading and unloading process. Crafted from high-strength anodized aluminum, it features an ultra-non-slip surface for added safety. The ramp is thoughtfully designed with a comfortable and durable integrated carrying handle, ensuring convenience and resilience in every use.*

PRICE  
Please login to see prices

FEATURES

Gross Weight:	0.44 lb
Height (with packaging):	3.94 inch
Length (with packaging):	3.94 inch
Width (with packaging):	3.94 inch



DESCRIPTION  
2.5m Extension Cable for LS90N, LS150N, LS180N

## PRICE

Please login to see prices

## FEATURES

Gross Weight:	<b>74.96 lb</b>
Height (with packaging):	<b>6.3 inch</b>
Length (with packaging):	<b>50.39 inch</b>
Width (with packaging):	<b>31.5 inch</b>



## DESCRIPTION

Max recommended working height - 28" (2' 4"), This product is made of high quality aluminum (EN-131 and CE standards)., Maximum loading capacity: 882 lbs., Dimensions: Length unfolded: 8 ft. 1 in., Length folded: 4'14" in., Width: 2'7", Weight: 66 lbs., Dimensions when folded: 4'14" x 2'7" x 6" The heavy-duty aluminum foldable ramp is a valuable asset, offering both strength and convenience. Constructed from durable aluminum, it ensures reliable support for heavy loads, while its foldable design enhances practicality for storage and transport. The non-slip surface provides added safety, preventing potential injuries by ensuring secure footing during use. The inclusion of a convenient carry handle further enhances its usability, making it easy to transport and deploy wherever needed. This ramp is a reliable solution that prioritizes safety and ease of use, making it an essential tool for various applications., Its practicality shines in applications such as loading and unloading heavy equipment, providing wheelchair accessibility, or facilitating seamless transitions in industrial and commercial settings.